



FreshWater™
Salt System
Ready



FiberCor®
High-Density Insulation



Exterior Lighting

HOT SPOT® COLLECTION

RHYTHM®



*Shown with Alpine White Shell
and Almond Cabinet.*

| People | Seating | Jets | Voltage |
|---------|---------|---------|---------|
| 7 Seats | Open | 40 Jets | 230 V |

Size
213 cm x 213 cm x 92 cm


Water Care
FreshWater™ Salt System ready

HOT SPOT® COLLECTION


RHYTHM®



SHELL COLORS*




CABINET COLORS*



COVER COLORS

POLYESTER



LEGENDARY MASSAGE

40 Personalized-Control Jets

- 3 XL Directional Hydromassage jets
- 2 XL Rotary Hydromassage jets
- 3 Directional Hydromassage jets
- 2 Rotary Hydromassage jets
- 30 Directional Precision® jets

EASY WATER CARE

| | |
|--------------------------|---------------------------------------|
| Water Care System | FreshWater™ Salt System ready |
| Filtration System | (1) Polyester 6m² filter, top loading |

LEADING ENERGY EFFICIENCY

| | |
|-------------------|--|
| Jet Pump 1 | Wavemaster® 8200; Two-speed, 2.0 HP Continuous Duty, 4.0 HP Breakdown Torque |
| Jet Pump 2 | Wavemaster® 8000; One-speed, 2.0 HP Continuous Duty, 4.0 HP Breakdown Torque |
| Heater | No-Fault® 2,000 W / 230 V |
| Cover | WeatherPro(TM) 4" Tapered Custom-Fit with Hinge Seal |

SIZE

| | |
|-------------------|-------------------------|
| Dimensions | 213 cm x 213 cm x 92 cm |
|-------------------|-------------------------|

CAPACITY

| | |
|-------------------------|--------------------------------|
| Seating Capacity | 7 seats |
| Water Capacity | 1,250 liters |
| Weight | 383 kg dry / 2,185 kg filled** |

ADDITIONAL FEATURES

| | |
|-----------------------------|---|
| Smart Spa Technology | Hot Spring Spas App, Powered by the Connected Spa Kit |
| Water Feature | Included |
| Cover Lifters | CoverCradle®, CoverCradle II, Lift 'n Glide®, or UpRite® |
| Steps | Hot Spot Collection Step (Almond, Havana, and Storm), Polymer Step (Ash) |
| Entertainment | Wireless Sound System |
| Control System | IQ 2020® with LCD control panel 230 V / 15 amp, 50 Hz (Includes G.F.C.I. protected sub-panel) |
| Lighting System | Interior: 10 multi-color LED points of light Exterior: 4 multi-color LED points of light |

*Actual colors and products may vary from print representation. See dealer to verify.

**Includes water and 7 adults weighing 80kg each.