

HIGHLIFE® COLLECTION

SOVEREIGN®



FreshWater® IQ
System Ready



100% Filtration
SilentFlo Circulation



Moto-Massage® DX



Super Energy
Efficient



Color LCD
Touchscreen



Polymer Substructure
& Base Pan



*Shown with Alpine White Shell
and Brushed Nickel Cabinet*

People	Seating	Jets	Voltage
5 Seats	Lounge	32 Jets	230 V

Size
203 cm x 236 cm x 84 cm


Water Care
FreshWater® Salt System Included

HIGHLIFE® COLLECTION


SOVEREIGN®



SHELL COLORS




CABINET COLORS



COVER COLORS

POLYESTER



CABINET AND SHELL COLOR OPTIONS*

Cabinet Colors	Java	Charcoal	Blackwood	Linen	Brushed Nickel
Shell Colors	Alpine White Ice Gray Ivory Tuscan Sun Pebble	Alpine White Ice Gray Platinum Tuscan Sun Pebble	Alpine White Ice Gray Platinum	Alpine White Ivory Tuscan Sun Pebble	Alpine White Ice Gray Platinum

LEGENDARY MASSAGE

32 Personalized-Control Jets

- Moto-Massage® Lounge
- Soothing Stream® Seat
- Precision® Jet Seat
- Hydromassage Seat

EASY WATER CARE

Water Care System FreshWater®Salt System Included
Smart Monitoring System Optional

Filtration System 100% No-bypass Filtration
Exclusive, High-flow Tri-X® Filters
195 sq. ft. Filtration Area

LEADING ENERGY EFFICIENCY

Jet Pump Wavemaster® 9200; Two-speed, 2.5 HP Continuous Duty,
5.2 HP Breakdown Torque

Circulation Pump SilentFlo 5000® for quiet, continuous filtration

Heater Titanium No-Fault® 1,500 W / 230 V

Cover WeatherPro™ 4" Tapered Custom-Fit with Hinge Seal

SIZE

Dimensions 203 cm x 236 cm x 84 cm

CAPACITY

Seating Capacity 5 seats with lounge

Water Capacity 1,250 liters

Weight 270 kg dry; 1,920 kg filled**

ADDITIONAL FEATURES

Smart Spa Technology Hot Spring Spas App, Powered by the Connected Spa Kit

Water Feature BellaFontana® with 3 illuminated arcs of water

Cover Lifters CoverCradle®, CoverCradle II, Lift 'n Glide®,
or UpRite® (F/B only)

Steps Steps are available to match cabinet colors

Entertainment Bluetooth® Wireless Sound System (Optional)

Control System IQ 2020® with Color LCD Touchscreen
230 V / 10 amp, 50 Hz
(Includes G.F.C.I. protected sub-panel)

Lighting System Luminescence® multi-color four-zone

*No special orders or shell substitutions available. Actual colors and products may vary from print representation. See dealer to verify.

**Includes water and 5 adults weighing 80kg each.