

HIGHLIFE® COLLECTION

# GRANDEE®



FreshWater® IQ  
System Ready



100% Filtration  
SilentFlo Circulation



Moto-Massage® DX



Super Energy  
Efficient



Color LCD  
Touchscreen



Polymer Substructure  
& Base Pan



Salt  
System  
Included  
freshwater®

*Shown with Alpine White Shell  
and Java Cabinet*

<b>People</b>	<b>Seating</b>	<b>Jets</b>	<b>Voltage</b>
7 Seats	Open	49 Jets	230 V

**Size**  
254 cm x 231 cm x 97 cm


**Water Care**  
FreshWater® Salt System Included

# HIGHLIFE® COLLECTION


# GRANDEE®




## SHELL COLORS



## CABINET COLORS



## COVER COLORS



### CABINET AND SHELL COLOR OPTIONS\*

Cabinet Colors	Java	Charcoal	Blackwood	Linen	Brushed Nickel
<b>Shell Colors</b>	Alpine White Ice Gray Ivory Tuscan Sun Pebble	Alpine White Ice Gray Platinum Tuscan Sun Pebble	Alpine White Ice Gray Platinum	Alpine White Ivory Tuscan Sun Pebble	Alpine White Ice Gray Platinum

### LEGENDARY MASSAGE

#### 49 Personalized-Control Jets

- 2 Moto-Massage® Seats
- Soothing Stream® Seat
- Precision® Jet Seat
- HydroStream® Seat

### EASY WATER CARE

**Water Care System** FreshWater® Salt System Included  
Smart Monitoring System Optional

**Filtration System** 100% No-bypass Filtration  
Exclusive, High-flow Tri-X® Filters  
325 sq. ft. Filtration Area

### LEADING ENERGY EFFICIENCY

**Jet Pump 1** Wavemaster® 9000; One-speed, 2.5 HP Continuous Duty,  
5.2 HP Breakdown Torque

**Jet Pump 2** Wavemaster® 9200; Two-speed, 2.5 HP Continuous Duty,  
5.2 HP Breakdown Torque

**Circulation Pump** SilentFlo 5000® for quiet, continuous filtration

**Heater** Titanium No-Fault® 1,500 W / 230 V

**Cover** WeatherPro™ 4" Tapered Custom-Fit with Hinge Seal

### SIZE

**Dimensions** 254 cm x 231 cm x 97 cm

### CAPACITY

**Seating Capacity** 7 seats

**Water Capacity** 1,725 liters

**Weight** 360 kg dry; 2,645 kg filled\*\*

### ADDITIONAL FEATURES

**Smart Spa Technology** Hot Spring Spas App, Powered by the Connected Spa Kit

**Water Feature** BellaFontana® with 3 illuminated arcs of water

**Cover Lifters** CoverCradle®, CoverCradle II, Lift 'n Glide®, or UpRite®

**Steps** Steps are available to match cabinet colors

**Entertainment** Bluetooth® Wireless Sound System (Optional)

**Control System** IQ 2020® with Color LCD Touchscreen  
230 V / 20 amp, 50 Hz  
(Includes G.F.C.I. protected sub-panel)

**Lighting System** Luminescence® multi-color four-zone

**Cooling System** CoolZone™ (Optional)

\*No special orders or shell substitutions available. Actual colors and products may vary from print representation. See dealer to verify.  
\*\*Includes water and 7 adults weighing 80kg each.