

HIGHLIFE® COLLECTION

ENVOY®



FreshWater® IQ
System Ready



100% Filtration
SilentFlo Circulation




Moto-Massage® DX



Super Energy
Efficient



Color LCD
Touchscreen



Polymer Substructure
& Base Pan



Salt
System
Included
freshwater®



Shown with Alpine White Shell
and Charcoal Cabinet

People	Seating	Jets	Voltage
5 Seats	Lounge	55 Jets	230 V

Size
254 cm x 231 cm x 97 cm


Water Care
FreshWater® Salt System Included

HIGHLIFE® COLLECTION


ENVOY®




SHELL COLORS



CABINET COLORS



COVER COLORS



CABINET AND SHELL COLOR OPTIONS*

Cabinet Colors	Java	Charcoal	Blackwood	Linen	Brushed Nickel
Shell Colors	Alpine White Ice Gray Ivory Tuscan Sun Pebble	Alpine White Ice Gray Platinum Tuscan Sun Pebble	Alpine White Ice Gray Platinum	Alpine White Ivory Tuscan Sun Pebble	Alpine White Ice Gray Platinum

LEGENDARY MASSAGE

55 Personalized-Control Jets

- 2 Moto-Massage® Seats
- Soothing Stream® Seat
- Precision® Jet Seat
- Captain's Seat

EASY WATER CARE

Water Care System FreshWater® Salt System Included
Smart Monitoring System Optional

Filtration System 100% No-bypass Filtration
Exclusive, High-flow Tri-X® Filters
325 sq. ft. Filtration Area

LEADING ENERGY EFFICIENCY

Jet Pump 1 Wavemaster® 9000; One-speed, 2.5 HP Continuous Duty,
5.2 HP Breakdown Torque

Jet Pump 2 Wavemaster® 9200; Two-speed, 2.5 HP Continuous Duty,
5.2 HP Breakdown Torque

Circulation Pump SilentFlo 5000® for quiet, continuous filtration

Heater Titanium No-Fault® 1,500 W / 230 V

Cover WeatherPro™ 4" Tapered Custom-Fit with Hinge Seal

SIZE

Dimensions 254 cm x 231 cm x 97 cm

CAPACITY

Seating Capacity 5 seats with lounge

Water Capacity 1,725 liters

Weight 355 kg dry; 2,480 kg filled**

ADDITIONAL FEATURES

Smart Spa Technology Hot Spring Spas App, Powered by the Connected Spa Kit

Water Feature BellaFontana® with 3 illuminated arcs of water

Cover Lifters CoverCradle®, CoverCradle II, Lift 'n Glide®, or UpRite®

Steps Steps are available to match cabinet colors

Entertainment Bluetooth® Wireless Sound System (Optional)

Control System IQ 2020® with Color LCD Touchscreen
230 V / 20 amp, 50 Hz
(Includes G.F.C.I. protected sub-panel)

Lighting System Luminescence® multi-color four-zone

Cooling System CoolZone™ (Optional)

*No special orders or shell substitutions available. Actual colors and products may vary from print representation. See dealer to verify.
**Includes water and 5 adults weighing 80kg each.