

Kiruna 2™

Infrared Sauna



Tylö Sauna App +
Aspire Controls



Low-Profile
Bluetooth® Speakers



6-Color LED
Chromotherapy




Clear
Hemlock



Low EMR/EF
Patented Technology



Indoor Use
Only



Dimensions

Exterior:	106.5 x 129.5 x 198 cm
Interior:	96.5 x 122.5 x 180.5 cm
Door Dimensions:	52.5 x 180.5 cm
Weight:	~170 kg
Sq. Footage:	1.18 sq m
Cu. Footage:	2.13 cu m
Seats:	2 Person
Electrical:	240V / 10 Amp / 1470 Watts
Cord Length	~183 cm (1.8m)
Shipping Weight:	~281 kg (Palletized)

Construction

Material:	Clear Hemlock Wood
Heater:	CarbonFlex™ Low EMR / Low EF Heating System
Insulation:	4.5cm in Ceiling
Assembly:	"Pin-and-Hook" Wall Locking System
Door Type:	All-Glass, Clear
Clearance Required:	7.5cm Side and 20.5cm Overhead

Performance

Part Number:	9808-3050
Heater Model:	CarbonFlex IR, 12 Emitters
LED Lighting:	Under Bench / Valance / Threshold
Control Type:	Exterior Aspire, Capacitive Touchscreen w/ Wi-Fi

Warranty

IR Emitters:	5years
Wood Cabinet:	5years
Controls:	5years

Individual Panel Sizes

	Length(cm)	Width(cm)
Back Wall (Largest)	196	122.5
Left Wall	196	101.5
Right Wall	196	101.5
Front Panel	196	129
Floor	122.5	98
Ceiling	122.5	98

Kiruna™ 2 Features



Aspire Control Panel & App

Sleek touchscreen control and smart app connectivity, letting you adjust temperature, lighting, and session timing with ease—from inside the sauna or remotely via your phone.

All-Glass Front Wall

Designed to open up the space and welcome natural light.

Clear Hemlock Wood

Naturally hypoallergenic with a smooth grain and light tone, bringing warmth and modern elegance to the interior and exterior.

CarbonFlex® Floor Emitter

For full-body coverage, rest your feet on the built-in far infrared floor emitter.

Bluetooth® Sound System

Integral state-of-the-art sound with heat-resistant speakers. Just pair with your Bluetooth®-ready device.

LED Chromotherapy

6-color LED lighting, designed to enhance mood, energy, and relaxation.

Full-Coverage Far Infrared

Wall-to-wall CarbonFlex® panels deliver complete immersion and evenly distributed heat with low EMR/EF, eliminating cold spots for a premium experience.

In-Bench Far Infrared Emitter

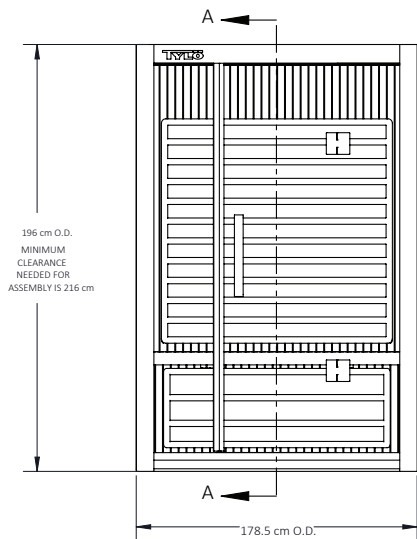
Hidden beneath the seat, provides even lower-body heat for added comfort and full coverage.

Calf Emitters

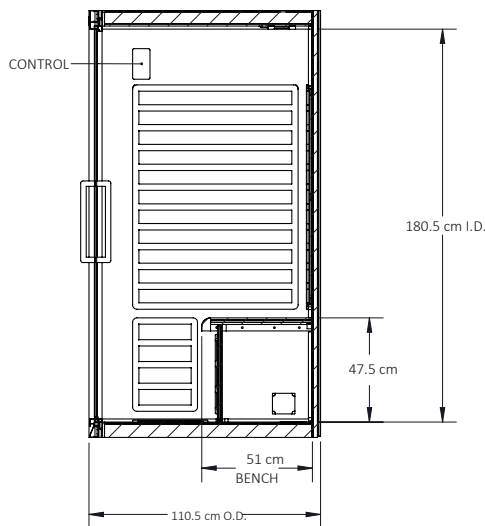
Targeted far infrared heat focused on the lower legs.



Exterior Front Wall



Interior Left Wall



Top Down View w/ Interior Measurements

